

If quality and efficiency are essential

Blind stitch sewing machines



Blind stitch sewing machines

The reliability and quality of MAIER blind stitch sewing machines are world renowned. They sew the “invisible hem” in the most demanding of applications. Thousands of MAIER blind stitch sewing machines prove their worth in the clothing industry, and in tailors’ and alteration

workshops. And they are successfully deployed in specialist fields too, such as for hemming drapes, net curtains, quilts and duvets, blind hemming bindings on car seats etc.

The advantages of MAIER blind stitch sewing machines

- Single thread chain stitch, i.e. fast, robust, problem-free and economical.
- Perfect seams with extremely precise and even stitching
- High productivity with sewing speed of up to 3.000 stitches per minute.
- Easy to handle with secure and easy fabric guide system.
- Easy to reproduce the plunger setting when changing materials. The stitch depth can be reset very rapidly from sheer to thick materials by turning the direct-acting set screw. If required, a digital display unit can be supplied, to indicate penetration depths.
- Thread cutter provides the rationalization effect. Very easy to use due to a combination of position motor and automatic presser foot.
- Trouble-free working due to its robust, uncomplicated design and low vibration rate.

Our top models with the best seam

Compact series



Short-arm blind stitch sewing machines

The compact, low-vibration design ensures accurate stitching, even with dense stitching. It’s working width means this powerful machine can be used for most blind hemming work. An edge guide for fabric guidance on the hem or at the edge of the material is provided as standard, swiveling work support table and small cylinder arm.

Class 221

with skip stitch device, switchable 1:1/1:2 (1:3 as option).
For sheer to thick materials = universal machine.

Class 221–31


for particularly sheer and hard fabrics.

Class 271

with skip stitch device, switchable 1:1/1:2 (1:3 as option).
With spring-loaded plunger. The spring force can be adjusted to the material using the three springs supplied. Where it is necessary to sew over a cross seam, a pocket or other place where the fabric is thicker, the cloth retainer presses the plunger down and the needle stitches only the upper layer of fabric, so the outside is not marked with thread take-up.

Class 271–31

for particularly sheer and hard fabrics.



Universal series

High performance blind stitch sewing machines

Modern shape with wide working width (17 cm). Most suited to wide hems. Swiveling detachable work support. Small cylinder arm.

Class 240

Without skip stitch device.

Class 241

With skip stitch device, switchable 1:1/1:2 (1:3 as option).
For sheer to thick materials = universal machine.

Class 241-31


for particularly sheer and hard fabrics.

Class 251

with spring-loaded plunger shaft. The spring force can be steplessly adjusted to suit the type of material. Where it is necessary to sew over a cross seam, a pocket or other place where the fabric is thicker, the cloth retainer presses the plunger down and the needle stitches only the upper layer of fabric, so the outside is not marked with thread take-up.

Class 251-31

For particularly sheer and hard fabrics.



Double blind stitch

No thread tension marks. Very flexible seam, invisible inside and out. Hem edge can be pressed down.

Class 252

for medium-thick to thick materials

Class 352

for sheer to medium thick material

The double blind stitch sewing machine with two independently adjustable, spring-loaded plungers. The material is fed through the machine in S-pleats. The needle penetrates once to the right and once to the left of the material break above it (zigzag stitch). The needle can be at any distance from the edge of the hem. It is very flexible and loose, and is invisible both inside and out.

The loose seam prevents thread tension marks. On delicate materials the hem edge can be pressed down so that the seam does not make an impression visible on the outside. When sewing over cross-seams, the plungers automatically spring down, so that the needle only stitches the upper layer of fabric. Here, the two cloth retainers operate as sensors and can be adjusted to work with the most diverse fabrics.

Result: no thread take-up marks on the outside over cross-seams.



Variations of fittings

Folder and edge guide for S-pleats -26

Any distance of seam from edge of fabric.

Folder and edge guide for S-pleats -28

Seam distance only approx. 5 mm from edge of fabric.



Blind stitch sewing machines

Variations and accessories



- 10

For velvet and velour – 10

For blind stitching velvet, velour, etc. – leaving no marks. These machines are equipped with gentle springs, rounded plunger and highly polished sewing tools. And of course this subclass can also be used to blind-stitch normal fabric qualities (woven materials).

Suitable for class 251



- 12

Electro-magnetic thread cutter – 12

Fast, secure, problem-free. Combined with a position motor and automatic presser foot it is very easy to operate, providing a rationalization effect.

Suitable for classes 221, 240, 241, 251, 261, 271, 250-32, 252, 352



- 29/1

Puller – 29/1


The puller is built in directly behind the needle plate. It operates intermittently and ensures that even difficult materials are advanced evenly and gently. Feed progress is adjusted to optimum with the aid of the most up-to-date stepping motor technology.

Suitable for classes 251, 261

Stitch condensation – 30/2

At end of seam condensed stitches and tight thread tension will prevent seam from unraveling.

Suitable for classes 221, 271



- 40

Vertical motion plunger – 32/2

Due to plunger will not slide on fabric, better sewing over thicknesses and marks caused by plunger motion will be prevented

Suitable for classes 250–32, 251

Large add-on support table – 35

for large items. Fitted to the sewing table. Please state the machine class.

Suitable for classes 241, 251, 261, 252, 352

Pre-feed – 40

The pre-feed system, with an extra feeder operating in front of the needle, allows the seam to start right at the edge of the fabric. Ideal for split skirts, curtains etc.

Suitable for class 251

Electronic stitch depth setting –45/3

This stitch depth setting makes it possible to call up or change to different programmable stitch depths. A display unit makes it easier to set the correct stitch depth. Using stepped motor technology up to 99 different stitch depth values can be stored and called up separately, or in programmed sequences. The values can be changed by using the display unit, the knee lever or stitch counter.

Suitable for classes 240, 241, 250–32, 251

Mounting kit –46

Add-on for mini-motors made by Efka and Quick and fitted directly to the body of the machine. Can be retro-fitted.

Suitable for classes 221, 240, 241, 250–32, 251, 261, 271, 252, 352

Stitch knotting at the end of the seam –48

You've sewn a seam and it unravels? Now that is a thing of the past!! With our special knotting function, the final stitch is properly knotted. That stops the seam from coming undone accidentally. Reduce such undesirable costs with a perfect seam that will not come undone.

Suitable for classes 251, 251–31, 251–25, 250–32, 252, 352

Digital display unit –D

Display of the set stitch depth or plunger position. A valuable rationalization aid to finding an earlier plunger setting. Stepless adjustment of plunger.

The setting accuracy per increment is 0.002 mm. Power is supplied through power supply unit. So no battery is required to act as buffer for the digital display unit.

Suitable for classes 221, 240, 241, 250–32, 251, 271.

Class 252 and 352 for the left-hand plunger.

Pneumatic presser foot lift –PFL–P

for automatic lowering of the support plate, combined with an electronic motor.

Suitable for classes 221, 240, 241, 250–32, 251, 261, 271, 252, 352



Blind stitch sewing machines

... for production of jackets




1. Tacking, for example taper fashion
Classes 610, 660




8. Automatic sewing-in of fusable tapes
Class 251-41



2. Lapel roll-padding
Class 230



7. Blind hemming of inserts
Class 251



3. Blind hemming jacket front interfaces
Class 230



6. Hemming double blind stitch on skirts, unlined or half-lined jackets
Class 352




4. Attaching labels
Classes 610, 660



5. Book seam for unlined and half-lined jackets
Class 221-18/1

... for production of trousers and skirts



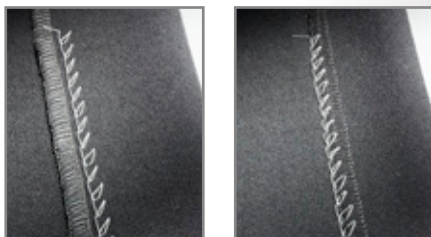
9. Waistband felling
Class 250-32





10. Belt loops
Class 221-19/2



11. Spot tacking
Classes 610, 660



12. Hemming simple blind stitch
Classes 221, 241, 251, 271



12. High arch on table to hem trouser legs
Subclass -50

Information about blind stitch sewing machines ... for producing jackets, skirts and trousers



1 4 11 Spot Tacking

Class 610, class 660

The machine for countless applications: jackets, trousers, dresses, pullovers, shirts, scarves, ties... The tacking machine can be used in many ways. With the extensive range of accessories the widest possible range of tacking operations can be carried out with no marks. For jacket-making this machine is used for the following jobs: Spot sewing labels, securing linings, seam and hem inserts, as well as contoured forms. The needle plate is easy to change to various needle plate sections, making it easy to work with both sheer and thick fabrics. A stitch loosening finger can be used to ensure extremely loose tacking.

Spot tacking

Class 660

The display unit makes it easier to set the correct stitch depth. Using stepped motor technology up to 99 different stitch depth values can be stored and called up separately, or in programmed sequences. The stitch count can be pre-selected and is programmable. The standard electronics system, proven over many years, ensures that the machines enjoy low maintenance and minimum wear.

2 3 Roll-padding

Class 230

The ideal machine for roll-padding collars and lapels when tailoring high quality jacket and coats. Plunger and presser feet sit almost vertically beneath the needle plate. This guarantees accurate stitching on sheer and thick materials. When the roll horn is used to support the fabric, outstanding roll padding work can be achieved.

The machine is equipped with a long arm, and thus has a wide throughway. This is particularly useful when tailoring overcoats. The arm and base plate are cast in one piece. This means that the machine is very quiet - even at high speeds. If the roll horn is removed and optional fabric support table swiveled in, other hemming tasks can be carried out as well. So class 230 is most suitable anywhere where universal blind stitch sewing machines are required. For men's and women's garment production, and in tailors' workshops.

5 Book seaming

Class 221-18/1

High quality book seaming – hand-sewn quality. This narrow hem offers advantages when the garment is pressed. No pressing marks occur on the outside of the jacket, as happens when working with lock stitch. Supplied with an integrated special folder for easy folding and adjustable wide over stitch. The folders can be supplied for different hem widths and fabric thicknesses.



221-18/1

6 Hemming skirts, half-lined and unlined jackets

Class 352

Double blind stitch sewing machine sews these type of hems. Please see page 3 for a detailed description of this standard blind stitch sewing machine.



352-12-D

7 Blind hemming interfacing

Class 251

Interfacing is blind hemmed using the standard class 251 blind stitch sewing machine. Please see page 3 for a detailed description of this standard machine.



251-12-48

8 Automatically sewing-in fusable tapes

Class 251-41

By blind-stitching the fusable tape for the front part of the jacket, the interface is fixed in when the jacket is pressed later. This ensures gentle handling.

The work is limited to inserting the piece and guiding the front of the jacket. The following tasks are carried out automatically: laying, sewing and cutting the tape, cutting the thread and lowering the presser feet. All these functions are controlled by the electronic motor.

The garment is easy to guide over the large fabric support table. The tape feed can be swiveled. Then the machine can be used as a normal class 251. Work station with upper section class 251 (spring-loaded plunger), tape drawing and tape feed device (tape width 10 – 30 mm).



251-41

Information about blind stitch sewing machines ... for producing jackets, skirts and trousers



9 **Waistbands felling**

Class 250-32

Two different styles with a single machine.

European = Seam on waistband lining

American = Seam at the edge of the waistband lining

The high-quality Italian style is outstanding for comfortable wear and fashionable design. Blind stitch seams provide the means to produce the style, and are a characteristic of the quality.

When blind felling a trouser waistband, we differentiate between the European and the American methods. Class 250-32 blind stitch sewing machines are excellent for felling waistbands in both versions. The spring-loaded plunger means that when sewing over pockets and belt loops only the upper layer of the fabric is penetrated. The spring tension of the plunger can be regulated to suit the fabric. The arched detachable work support and the extended presser feet prevent belt loops and pockets from getting caught and guaranty a smooth feed. The presser feet, which open wide, make it easier to handle and insert the waistband.



Optimising by stitch knotting -48

The class 250-32 can be fitted with stitch knotting at the end of the seam. The last stitch is knotted, preventing the seam from coming loose.



12 **Blind stitch sewing machines for hemming trousers and skirts**

Depending on the material used, several machines from our "compact" or "universal" ranges are suitable for this type of work. See pages 1 and 2 for detailed descriptions of these standard machines.

12 **Hemming trouser legs**

Subclass -50

High arch on work support, ensuring ease of handling when hemming trouser legs. Classes 241 and 251 can be fitted with subclass -50 for perfect trouser hemming.

10 Belt loops for trousers, skirts and coats

Class 221-19/2

High performance machine for making double-folded belt loops with insert tape. The machine is equipped with a front cutter which cuts any fabric residues to the required width for the folder integrated inside the machine. The cutting device is equipped with carbide tipped hook knives.

Two upper feed dogs, one in front of and one behind the needle, ensure problem-free feeding. The special folders can be supplied for loop widths between 6.5 and 12 mm and for different fabric thicknesses. A special quick fastener allows the folders to be changed quickly within a belt loop width.

Class 221-19/2-B/1/K

Class 221-19/2-B/2/K

Cut, fold, blind hem and press - all in one work process. Automatic belt loop machine with upper section of sewing machine, frame base, electronic motor and pressing station. This machine is supplied fully ready for use.

In combination with a separate cutter or rolling up device -51 it is possible to automate the making of belt loops.

Subclass -B/1

including a steam iron with integral steam suction and electronic puller with stepping motor control External steam and compressed air supply.

Subclass -B/2

including two irons (no steam) for working fixable insert tapes in thick materials. Including electronic puller with stepping motor control. External compressed air supply.

Subclass -49

Start and stop controlled by sensor. Thus easier handling for operator.

Subclass -51

Winding device for sewn belt loops. Thus better storing and less fuss at next work step.



Blind stitch sewing machines

... for blind hemming drapes and net curtains



-40, -29/1

Fabric feed aid – Puller –29/1

The puller is built in directly behind the needle plate. It works intermittently and ensures that the fabric is advanced evenly and gently, even when the quality of the material makes this difficult. A stepping motor provides the drive mechanism.

Suitable for class 251, 261

Also in combination with subclasses:

Velvet fitment –10

Thick materials –25



-40

Pre-feed –40

The pre-feed system, with an extra feeder operating in front of the needle, allows the seam to start right at the edge of the fabric. Ideal for split skirts, curtains etc. Can be combined with subclasses –10, –31.


For wide loops 221–19/4

For the fabrication of specially wide belt loops, e.g. 14 mm, 20 mm, 30 mm, etc. up to a maximum width of 40 mm. The special folders for different belt loop widths and fabric qualities are produced upon customer's material by request.



221–19/4


... for rolled hems on stoles,
neck-scarves, head-scarves, nightwear,
blouses, underwear etc.



221–23/1

Class 221–23/1

With integral spring-loaded hemmer. This allows you to sew over cross-seams, for example on blouses, night attire, underwear etc. Can be supplied with a folder for different hem widths. We require an example of the seam and a material sample in order to establish the correct folder for the task.



221–23/1

... for particularly thick, heavy materials

Class 261

Special model for working particularly thick and heavy materials and strong cross seams, in ladies' gentlemen's and sports clothing, for drapes, quilts, neoprene suits and for blind hemming bindings on car seats. With a spring-loaded plunger and also with the bearing plate set lower, thus giving more throughway height.

Class 261L

The long-arm machine with 500 mm working width, and large 1.050 mm work support.

Class 251-25

For thick material, with spring-loaded plunger shaft. The spring resistance can be adjusted steplessly to suit the type of material. Where it is necessary to sew over a cross seam, a pocket or other place where the fabric is thicker, the cloth retainer presses the plunger down and the needle stitches only the upper layer of fabric, so the outside is not marked with thread take-up.



... for tailors' workshops and alteration departments, cleaners etc.

Class 221

An outstanding quality of hem is a sign of quality work in custom production at tailoring establishments. The class 221 is the ideal blind stitch sewing machine for tailoring establishments; it is able to handle the wide variety and qualities of fabrics that such workshops have to handle.

With skip stitch device 1:1/1:2 (1:3 as option). Sewing head for fitting to a sewing machine table.



Technical data

Classes	221, 230, 240, 241, 250, 251, 271	221-19/2 221-19/4	252	261	352	660, 610
Stitch type	103	103	105	103	105	-
Stitches per minute, up to	3000	2000	2500	2300	2500	1800
Needle system	251 EU	251	251 LG	251 LG	251 EU	29 BD
Stitch length mm	3-8	3-8	3-8	3-8	3-8	-
Hand-wheel diameter (effective) mm	63	63	63	63	63	-
Motor speed rpm	1400	1400	1400	1400	1400	9000
Motor v-belt pulley (effective diameter) mm	125	90	106	100	106	-

Sewing equipment for a variety of applications

Suitable for classes 221, 241, 251, 271

Feed dog

220145	Saw-tooth (normal)
220145F	Saw-tooth (fine)
220145G	Saw-tooth (coarse)
220145PY	Pyramid tooth
220145GU	Rubber coated

Suitable for class 352

Feed dog

352145	Saw-tooth (normal)
352145F	Saw-tooth (fine)
352145G	Saw-tooth (coarse)
352145PY	Pyramid tooth
352145GU	Rubber coated

Suitable for classes 221, 240, 241

Cloth retainer

220114	normal slotted
220114-31	narrow slotted
220114-10	wide slotted

Suitable for classes 261, 252

Feed dog

252145	Saw-tooth (normal)
252145F	Saw-tooth (fine)
252145G	Saw-tooth (coarse)
252145PY	Pyramid tooth
252145GU	Rubber coated

Suitable for classes 251

Plunger

for wide-meshed knitwear:
250167 ST 5mm wide, round

Suitable for classes 251, 261, 271

Cloth retainer

250114	normal slotted
250114-31	narrow slotted
250114-10	wide slotted

Suitable for classes 240, 241

Plunger

for wide-meshed knitwear:
240167 ST 5mm wide, round

For better clarity, some drawings are shown without the necessary protective devices. Our blind stitch sewing machines must never be operated without these protective devices.

Overview MAIER blind stitch sewing machines

Class	Description	Page
221	With skip stitch device 1:1/1:2, option 1:3	2
221-18/1	For book seam	9
221-19/2	Belt loops with front cutter	11
221-19/2-B/1/K	With ironing station, 1 iron, stand, motor	11
221-19/2-B/2/K	With ironing station, 2 irons, stand, motor	11
221-19/4	Belt loops without front cutter	12
221-23/1	Rolled hems	12
221-31	For thin, hard fabrics	2
230	Roll padding	8
240	Without skip stitch device	3
241	With skip stitch device 1:1/1:2, option 1:3	3
250-32	Waistband felling	10
251	With spring-loaded plunger	3
251-25	For thick material	13
251-31	For thin, hard fabrics	3
251-41	For attaching fusable tapes to jackets	9
252	Double blind stitch with two spring-loaded plungers	3
261	For extremely thick material	13
261L	500 mm working width	13
271	With internally spring-loaded plunger	2
271-31	For thin, hard fabrics	2
352	Double blind stitch with two spring-loaded plungers	3
610	Spot tacking machine	8
660	Spot tacking automat	8
Subclasses, special fittings and accessories		
-10	For velvet and velour	4
-12	Electro-magnetic thread cutter	4
-26	Folder for double blind stitch, S-pleats	3
-28	Folder for double blind stitch, 5 mm seam margin	3
-29/1	Puller feed	4, 12
-30/2	Condensed stitches	4
-32/2	Vertical motion plunger	4
-35	Large add-on work support	4
-40	Pre-feed for immediate stitching	4, 12
-45/3	Programmable electronic stitch depth setting	5
-46	Mounting kit for mini-motor	5
-48	Stitch knotting	5
-49	Sensor control	11
-50	High arch on work support	10
-51	Winding device for loops	11
-D	Digital display unit	5
PFL-P	Presser foot lift, by compressed air cylinder	5

Other products from the MAIER range



Knife and scissor grinding machines

MAIER grinding machines help to keep costs down. You can quickly and accurately regrind your knives and scissors, in-house. With our grinders you can grind knives and scissors to the correct angle. Every quality of steel – even hard metal knives – can be ground to perfection using our proven MAIER knife grinding machines.

Spare parts for sewing machines and cloth cutting knives

In manufacturing spare parts for sewing machines we have specialized in knives, loopers and stitching plates. A wide range of cloth cutting knives completes our range. We market these sewing machine parts and knives very successfully throughout the world. Extreme accuracy and excellent quality guarantee perfect operation in the sewing and cutting machines. This is why we are also valued as a supplier to other sewing machine manufacturers.



Machine knives, precision parts and components

We take measure of the specific requirements of your production. Parts, which we manufacture specially to a template or drawing, work accurately in machines in various industries, such as insulating cable machines, wood working, plastics recycling, food manufacturer, textile machinery and special mechanical engineering applications. If you are looking for a manufacturer for small, complicated, sharp components, you have found the right partner in us.

Special machines

We build precision. The best solution for engineering design studios and engineers. You develop and design – we build and assemble.



Skirt markers

The ideal partner for boutiques, department stores and alteration workshops. Our “fadomat” marks skirt lengths making highly visible thread loops – no chalk involved. The hem can be ironed-in straight away. The thread loops are easy to remove. Tidy and quick marking, with no chalk dust.