



# 251-41

## Attaching of fusible tapes




### Fast and efficient: the easy way to attach fusible tapes

Our MAIER 251-41 blind stitch sewing machine is the ideal solution for attaching a fusible tape to the front of a chest piece! The blind stitching of the fusible tape ensures a particularly soft finish.

Experience effortless handling with the MAIER 251-41! Load the front part of the jacket and use our generous support table to guide it safely. Thanks to its size and shape, it provides adequate work support for comfortable work. Our machine takes care of tape feeding, sewing, cutting the thread and tape, and lowering the presser feet.

Benefit from an optimized workplace with our class 251-41. Improve your productivity and efficiency with MAIER 251 sewing head (spring-loaded plunger), tape feeder, and tape insert unit (belt width 10-30 mm).

If required, the tape feed unit can be swiveled off and the machine can then be used as a normal blind stitch machine class 251.





### Options and accessories

Top equipment makes the Class 251-41 the ideal solution for attaching fusible tapes.

#### Digital stitch depth indicator -D

More efficient, accurate and simple - no more guessing stitch depth. The digital stitch depth display gives you precise control of your stitch depth. Reproducible settings and stepless adjustment.

#### Programmable electronic stitch depth setting -45/3

Up to 99 different stitch depth values can be stored and recalled individually or in programmed sequences using stepper motor technology. Stitch depth is easily changed using the knee switch or an automatic stitch count.

#### Sewing light -LED

Our high-quality LED sewing light provides bright, even light directly above your sewing area. No more tedious squinting or shadow play - with our light you always have the best view of your sewing project.

#### Skip stitch device -1:3

Instead of penetration into the outer fabric layer with every stitch or every second stitch, our -1:3 option allows you to penetrate only every third stitch. The result? Fewer marks and a looser stitch.

#### Technical Specifications

Stitch description	Single-thread chainstitch
Stitch type	103
Maximum Speed	3000 rpm
Recommended Speed	2200 rpm
Stitch length	3-8 mm, adjustable
Needle System	251EU
Work width	17 cm

#### Packing dimensions complete machine

Pallet 120x80x150 cm  
Gross 85,0 kg / Net 70,0 kg  
Volume weight 248 kg